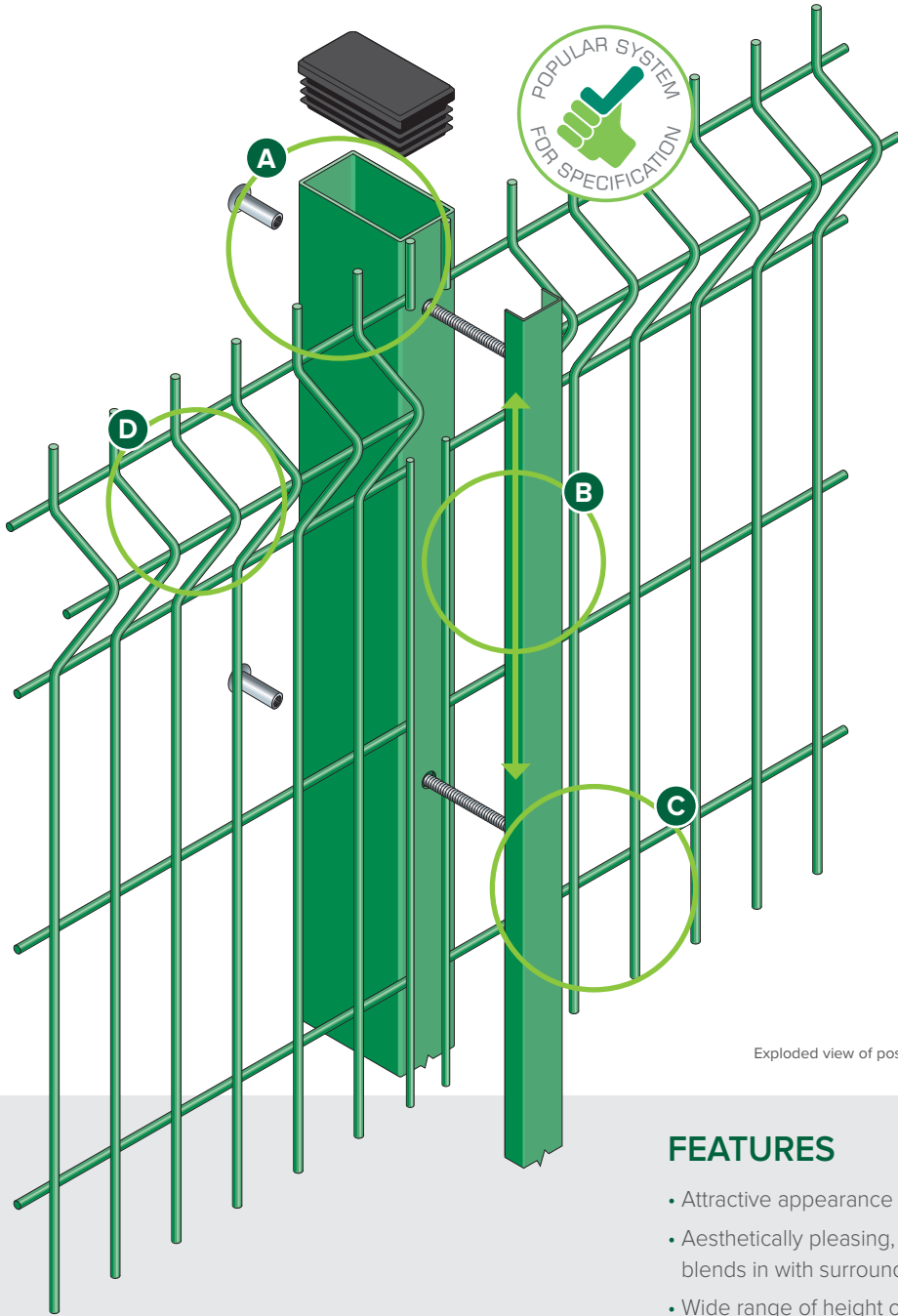


EXEMPLA™

PROFILED PANEL SYSTEM



- A** Galvanised and polyester powder coated panels and posts
- B** Full length clamp bar for secure fixing and infinitely variable panel stepping within post length
- C** Unique 'SafeTfix' hidden fixing system
- D** Profiled for extra strength

SafeTfix™



SafeTfix fixing system for added safety & security.



Exploded view of post and clamp for Exempla panel system

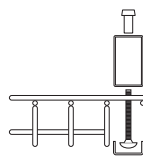
FEATURES

- Attractive appearance
- Aesthetically pleasing, effortlessly blends in with surroundings
- Wide range of height options
- Full range of RAL colours available

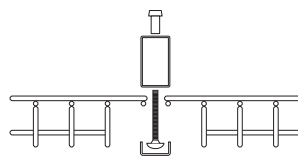
SUITABLE FOR

- Public buildings
- Schools
- Car parks
- Business parks and retail premises

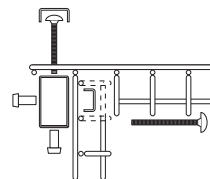
SYSTEM DETAILS



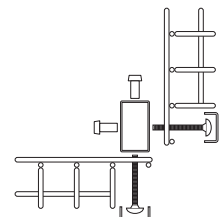
Plan of end



Plan of panels in line



Plan of internal corner



Plan of external corner



DESCRIPTION

The Exempla™ Perimeter Security Fencing Solution offers rigid profiled mesh panels matched with a secure fixing design unique to Countryside Fencing. The combination of these produces a fencing product that can stand up to the all the requirements of a secure fence line.

Designed for simple installation around the exterior of your property, premises or land, Exempla™ features rigid mesh panels held securely to 60 x 40mm RHS steel posts using our SafeTfix™ hidden fixing system.

Manufactured from 5mm steel wire and welded on each cross over point, the panels are profiled and finished in polyester powder coating for a superior finish.

Available in a choice of RAL colours to match your company or project branding the Exempla™ fencing solution is designed to be the first line of defence for your physical assets.

FINISH

Galvanised and polyester powder-coated, after stringent cleaning and treatment, to give a well adhered coating of a minimum of 60 microns. The full RAL range of colours available.

PANEL DIMENSIONS

Heights	630, 830, 1030, 1230, 1530, 1730, 1930, 2330, 2530, 2730, 3030mm
Panel width	2485mm
Mesh size	200 x 55mm
Wire diameter	5mm
Triangular folds	2, 3 or 4
Top edge projection	30mm †

† Can be inverted to give flush edge.
All dimensions are nominal

EXEMPLA POSTS AND CLAMPS

For the Exempla profiled panel system, Countryside Fencing offers a standard post and clamp system which provides a complete method of securing, allowing infinitely variable stepping of panels.

It is versatile, strong, simple to fix and vandal-resistant, yet allows panels to be removed without damage to either post or clamp. Accidentally damaged panels can be replaced without removing the post.

SLOPING GROUND

Panels can be stepped as required. Where gradients exceed 1:16, it is recommended that taller panels are either part-buried or additional posts are used.



VARIATIONS

In addition to the standard posts many variations are available to accommodate site requirements:

- Alternative sections
- Wall fixing plates, cranked posts or base plated
- Cranked or straight extensions for barbed or razor wire
- Cranked panels



DIMENSIONS

Posts	60 x 40mm RHS (up to 2730mm) 80 x 40mm RHS (3000mm)
Clamping channels	41 x 21mm
Post centres	2495mm