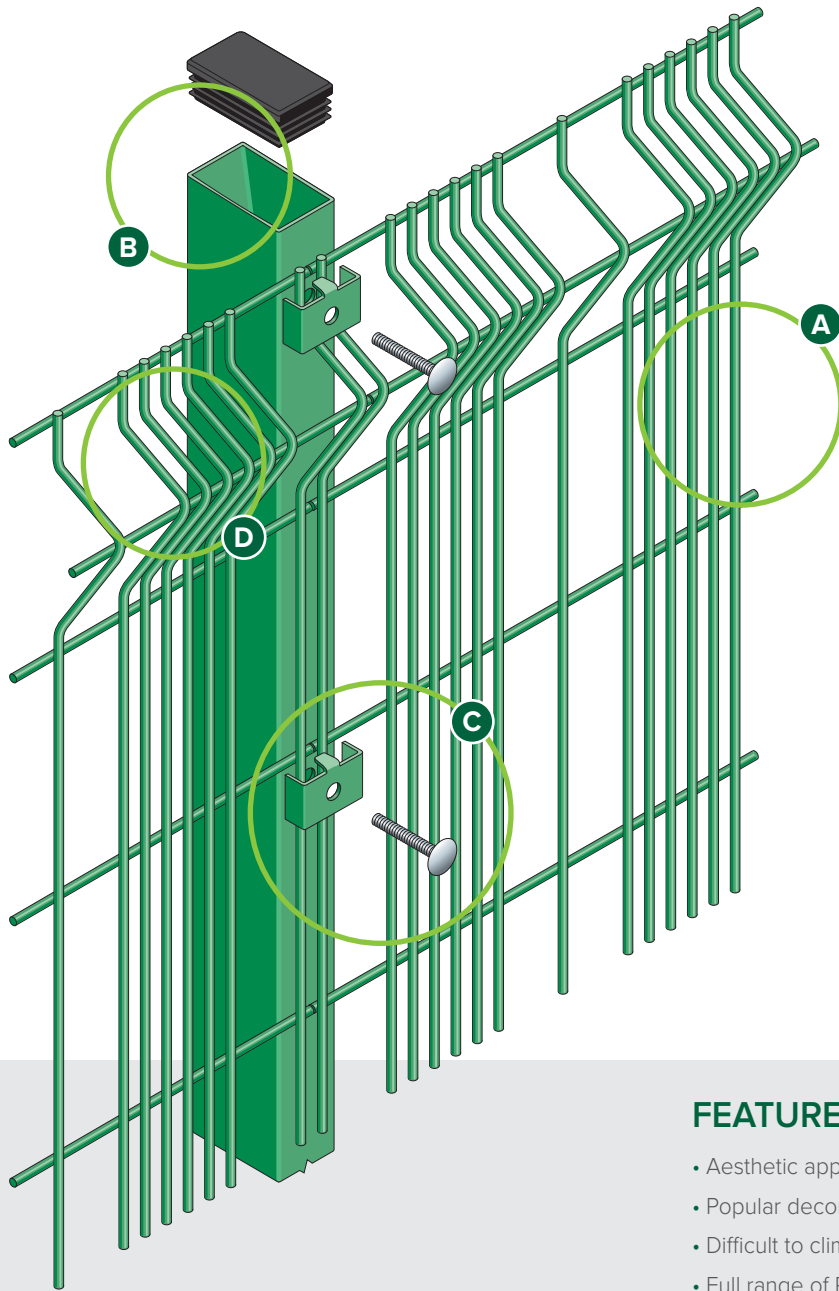


MULTIPLUS™

PROFILED PANEL SYSTEM



- A** Anti-climb close mesh
- B** Galvanised and polyester powder coated panels and posts
- C** Steel security clip with pin hex bolts for added security
- D** Profiled for extra strength

Conforms to **BS1722: Part 14**



Sheardrive™ option

Exploded view of post and clip for Multiplus panel system

FEATURES

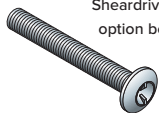
- Aesthetic appearance
- Popular decorative effect
- Difficult to climb
- Full range of RAL colours available

SUITABLE FOR

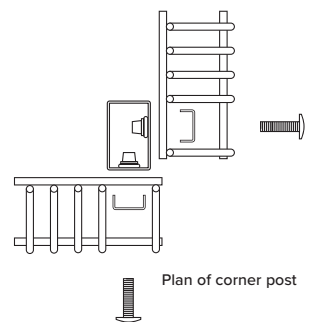
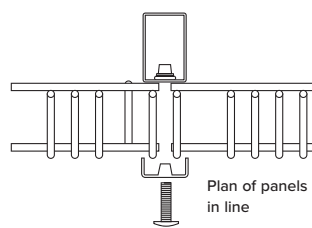
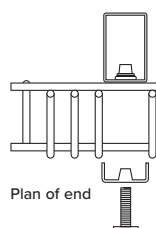
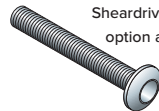
- Public buildings
- Schools
- Car parks
- Industrial buildings

SYSTEM DETAILS

Sheardrive™ high security option before shearing



Sheardrive™ high security option after shearing





DESCRIPTION

Offering a variable aperture mesh panel system that is both difficult to cut through and climb, the Multiplus™ profiled rigid mesh panel system is the next step in perimeter security solutions.

The welded steel wire mesh panels feature large upper profiles for extra strength and groups of 6 wires at 25mm wire centres followed by 45mm mesh apertures. This ever-popular decorative effect gives your fencing a uniquely stylish 'striped' appearance and offers increased security for your fence line.

Multiplus™ looks great around public buildings, schools, retail premises and industrial buildings. Featuring steel security clips and hex bolts fastening each panel to the galvanised 60 x 40mm RHS steel posts, this fencing system is built to last.

Multiplus™ conforms to BS 1722-14 for open mesh steel panel fences, providing excellent quality assurances and is covered by our 15 year guarantee.

FINISH

Our welded steel wire mesh, perimeter security fencing panels are galvanised and polyester powder-coated, after stringent cleaning and treatment, to give a well adhered coating of 60 microns. RAL range of colours available.

PANEL DIMENSIONS

Heights	1800, 2000, 2400, 3000mm
Panel width	3000mm
Mesh size	200 x 45mm (200 x 25mm variable)
Wire diameter	4mm vertical and 6mm horizontal
Triangular folds	3
Top edge projection	Nil wire is flush on all edges

All dimensions are nominal



MULTIPLUS POSTS AND CLIPS

Countryside Fencing RHS posts are supplied complete with a 3 mm thick clip that locates down the side of the post, fixed with M8 bolts into threaded inserts. Alternative method of fixing is available as Sheardrive™ or through fixing cup square bolts and shear-nuts.

SLOPING GROUND

Panels can be stepped as required. Where gradients exceed 1:20 or 1:16, it is recommended that taller panels are either part-buried or additional posts are used.

VARIATIONS

In addition to the standard posts many variations are available to accommodate site requirements:

- Alternative sections
- Wall fixing plates, cranked posts or base plated
- Cranked or straight extensions for barbed or razor wire
- Cranked panels

DIMENSIONS

Posts	60 x 40mm RHS (up to 2400mm) 80 x 40mm RHS (3000mm)
Clips	47 x 25 x 3mm
Post centres	3010mm

